



## Finreon World Equity Multi Premia® Defensive (Pension)

28/02/2025

### Strategy

Finreon World Equity Multi Premia® Defensive is composed of approximately 1'000 of the largest equities from developed markets worldwide excluding Switzerland. The approach combines risk reduction of a minimum variance portfolio with return optimization through systematic factor exposure. Finreon World Equity Multi Premia® Defensive exhibits the attractive risk characteristics of a minimum variance solution, albeit with a more attractive return profile. While reducing the variance of the portfolio, the approach allows through investment in different long-only strategies to harvest not only the market beta and low risk factor, but also six other empirically proven, long term return sources (so called factor premia): Value, Size, Momentum, Residual Momentum, Reversal and Quality.

The strategy follows a quantitative approach. The return and risk can deviate from the Global Equities ex CH Index (the "benchmark"). The total risk born by the investor is similar to an unhedged global equity investment in foreign currency.

### Current month

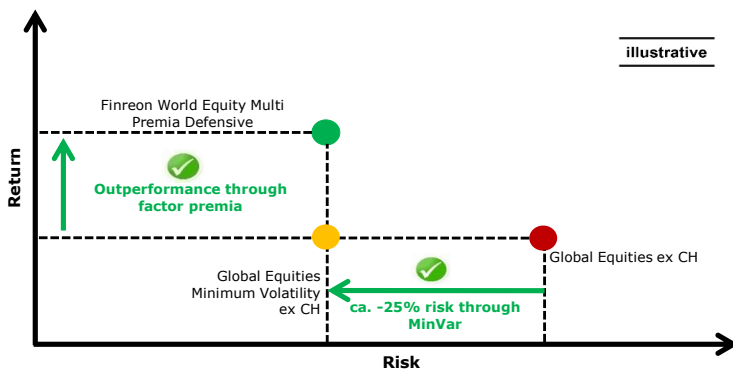
In February, the World Equity Multi Premia® Defensive strategy achieved a return of 2.1% and thereby clearly outperformed the Global Equities ex CH Benchmark, which achieved -0.8%.

All factors were able to outperform the benchmark.

	World EMP® Defensive	Global Equities ex CH <sup>1)</sup>	Global Equities ex CH MinVol <sup>1)</sup>
Return current month	2.1%	-0.8%	3.3%
Return year-to-date	5.9%	2.6%	7.1%

	Value	Size	Momentum	Residual Momentum	Reversal	Low Risk	Quality
Return current month	2.2%	1.4%	2.1%	2.1%	2.4%	4.8%	1.6%
Return year-to-date	6.5%	4.3%	6.4%	6.9%	6.5%	8.1%	4.8%

### Multi Premia® Defensive concept

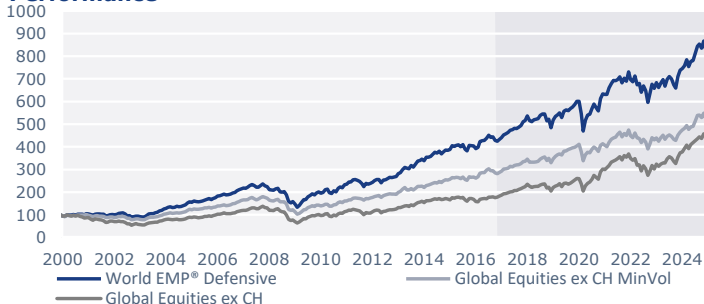


- Traditional minimum variance approaches focus only on risk reduction without optimizing return
- Furthermore, traditional minimum variance approaches exhibit a relatively high risk – in addition to the market beta, only one factor premium, low risk, is harvested implicitly
- Finreon World Equity Multi Premia® Defensive combines a minimum variance portfolio with a broad diversified and maximal factor exposure through factor diversification
- The solution consists of seven minimum variance portfolios which are optimized with regard to factor exposure. Besides the market beta and the low risk factor premium, six additional factor premia are harvested systematically: value, size, momentum, residual momentum, reversal and quality
- Through diversification across different factor premia, the relative risk is reduced
- The solution is a suitable substitute for a passive MinVar solution – while having an attractive risk-return-profile, the drawdowns are substantially reduced

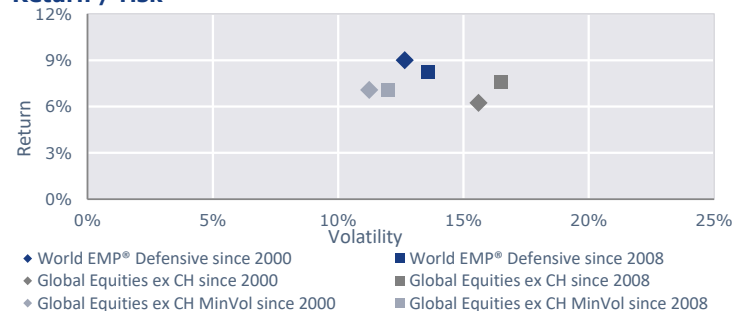
### Return / risk figures

	01/2000 - 02/2025			Seit 01/2008		
	World EMP® Defensive	Global Equities ex CH	Global Equities ex CH MinVol	World EMP® Defensive	Global Equities ex CH	Global Equities ex CH MinVol
Return p.a.	9.0%	6.2%	7.1%	8.2%	7.6%	7.0%
Volatility	12.7%	15.6%	11.2%	13.6%	16.5%	12.0%
Sharpe Ratio	0.58	0.33	0.48	0.58	0.48	0.55
Downside volatility <sup>2</sup>	8.5%	10.8%	7.7%	9.3%	11.3%	8.4%
Upside volatility <sup>2</sup>	9.8%	11.4%	8.4%	10.2%	12.2%	8.8%
Correlation <sup>3</sup>	0.94	n.a.	0.89	0.96	n.a.	0.90
Downside correlation <sup>3,4</sup>	0.88	n.a.	0.79	0.92	n.a.	0.84
Upside correlation <sup>3,4</sup>	0.87	n.a.	0.77	0.90	n.a.	0.75
Max. drawdown	-43.7%	-53.9%	-43.3%	-40.7%	-51.3%	-41.0%
Positive months	66.1%	61.8%	65.8%	64.4%	62.9%	65.9%

### Performance



### Return / risk



All figures are annualized.

Performance Finreon World Equity Multi Premia® Defensive: Finreon World Equity Multi Premia® Defensive Fund Class D since 10/2016.

1) The Global Equities ex CH serves as primary benchmark, the Global Equities ex CH MinVol serves as secondary benchmark. Until 09/2016, total returns are reported, since 10/2016 net returns are reported. 2) Average negative (downside volatility) or positive (upside volatility) deviation of returns from zero.

3) Reference value is the benchmark. 4) Correlation for periods when benchmark shows negative (downside) resp. positive (upside) returns.

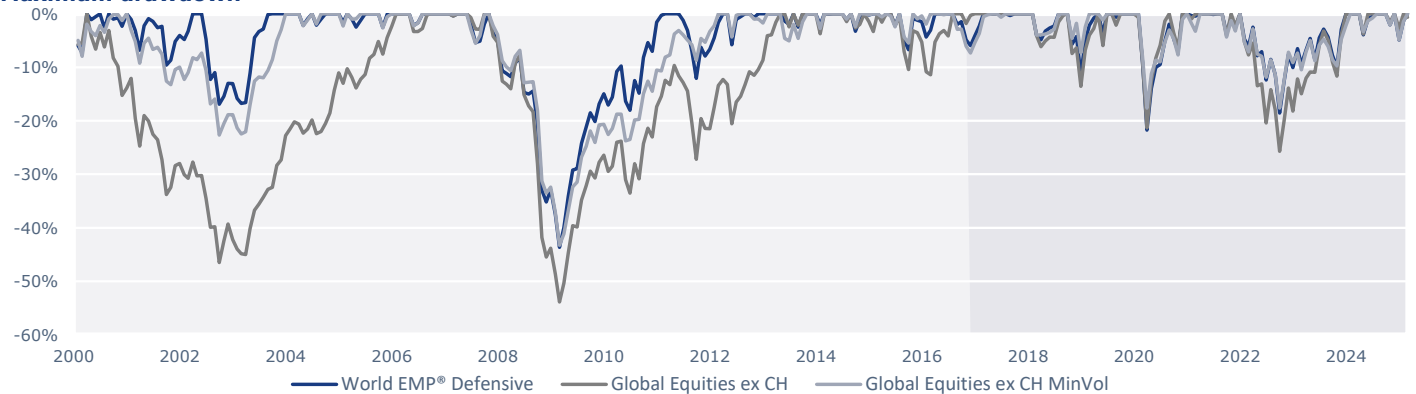
## Monthly returns in %

	Jan	Feb	Mar	Apr	May	Jun	Jul	Aug	Sep	Oct	Nov	Dec	YTD
2007	1.4	-0.4	1.9	3.7	2.0	-2.0	-3.4	0.3	3.3	2.9	-3.5	-1.6	4.2
2008	-5.9	-0.6	-0.7	2.8	1.2	-7.1	-0.3	0.7	-7.1	-15.6	-3.4	3.6	-29.3
2009	-7.0	-9.8	6.5	9.7	7.4	0.4	6.7	4.0	3.4	-2.0	4.1	2.3	26.7
2010	-2.5	1.8	5.7	1.2	-7.3	-2.0	6.8	-2.7	7.9	3.0	-1.8	5.9	15.7
2011	1.3	4.0	0.0	4.1	0.2	-1.2	-1.9	-4.0	-5.4	6.6	-1.8	1.4	2.6
2012	2.3	3.0	1.7	0.1	-5.8	5.0	0.5	2.2	2.3	-0.7	1.2	0.8	13.0
2013	4.5	1.5	5.0	3.3	-1.4	-0.6	4.8	-2.5	4.5	3.8	0.9	1.6	28.2
2014	-2.0	4.8	-0.1	1.1	2.3	2.7	-1.1	2.6	-3.3	2.2	2.1	-0.2	11.3
2015	1.0	4.6	-0.9	1.2	0.5	-2.2	2.5	-4.9	-1.9	6.3	-0.4	-0.3	5.1
2016	-3.0	1.4	6.4	1.0	0.4	2.1	3.0	-2.0	0.5	-3.4	-1.1	2.0	7.1
2017	1.9	2.8	1.0	1.4	2.1	0.3	1.3	-0.3	1.3	1.5	3.5	1.0	19.2
2018	4.0	-4.0	-0.9	1.7	0.6	0.4	2.8	1.0	0.2	-5.7	1.5	-7.3	-6.2
2019	7.1	3.0	1.4	1.6	-3.7	5.2	1.1	-0.6	1.8	1.0	1.9	2.5	24.1
2020	0.1	-9.1	-13.9	9.9	4.6	0.6	4.8	3.4	-2.8	-2.5	9.8	3.3	5.5
2021	-0.3	-0.1	4.7	2.8	2.0	-0.1	0.8	1.6	-3.7	3.1	-2.0	6.0	15.4
2022	-4.7	-1.4	3.8	-5.5	0.8	-5.7	4.4	-3.1	-8.1	7.1	5.9	-2.7	-10.0
2023	3.9	-3.1	2.9	2.3	-4.2	4.5	1.7	-1.5	-3.6	-2.3	7.7	4.0	12.3
2024	0.9	1.7	3.5	-3.9	3.1	0.5	4.0	3.8	1.2	-2.1	3.8	-4.9	11.7
2025	3.7	2.1											5.9

YTD: year-to-date

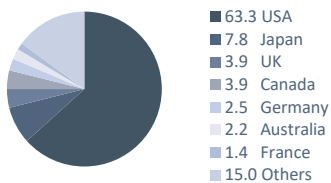
● Finreon World Equity Multi Premia® Defensive Fund Class D since 10/2016.

## Maximum drawdown

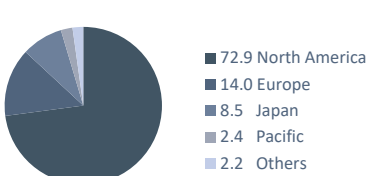


## Current portfolio characteristics

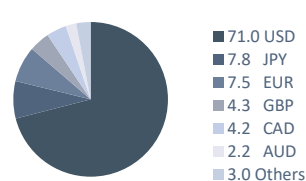
### Countries in %



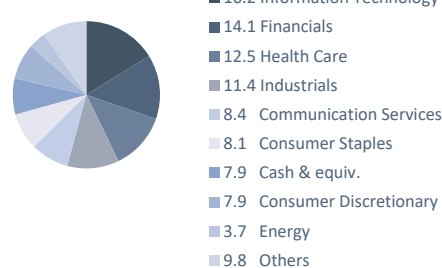
### Regions in %



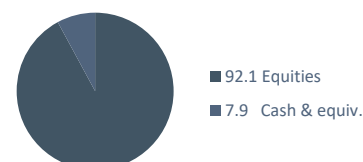
### Currencies in %



### Sectors in %



### Asset classes in %



### Top 10 positions in %

Finreon World Multi Premia® Defensive	
Incyte	1.11
AT&T	1.03
Fox Corp.	0.99
Bristol Myers	0.96
Willis Towers Watson	0.94
Verizon Communications Inc.	0.84
Kellogg	0.83
Packaging Corp. of Am.	0.77
Corning Inc	0.76
Verisign	0.76



## Investment opportunities

The Finreon World Equity Multi Premia® Defensive strategy can be accessed through both investment mandates and collective investment schemes. Please contact us for further information about our mandate solutions. Information about the Finreon World Equity Multi Premia® Defensive (Pension) fund and the individual share classes can be found below:

Fund					
<b>Investment advisor</b>	Finreon Ltd., St.Gallen	<b>Structure</b>	Fund according to Swiss Law, FINMA-regulated	<b>Fund AuM</b>	CHF 196.5m
<b>Investment manager</b>	UBS Ltd., Zurich	<b>Marketing licence</b>	Switzerland	<b>Liquidity and remarks</b>	daily; exempt from US-whrt; physical equity investment, no sec lending, no leverage/short-selling (Comm 1 / BVV 2)
<b>Fund management</b>	UBS Fund Management (Switzerland) Ltd.	<b>Fund benchmark</b>	Global Equities ex CH NR		
<b>Custody Bank</b>	UBS Switzerland AG	<b>Fund benchmark (CHF-hedged classes)</b>	Global Equities ex CH NR (hedged in CHF)		

Share classes	Class I0	Class I1	Class I2	Class D
<b>Conditions</b>	Swiss pension funds <sup>1)</sup>	Swiss pension funds <sup>1)</sup> and > CHF 5m	Swiss pension funds <sup>1)</sup> and > CHF 10m	Swiss pension funds <sup>1)</sup> and discr. mandate agreement and ~ > CHF 25m <sup>2)</sup>
<b>ISIN</b>	CH0337054313	CH0337054339	CH0337054354	CH0337054412
<b>Valor</b>	33705432	33705433	33705435	33705441
<b>Bloomberg</b>	FIWMPIO SW	-	-	FIWEMPD SW
<b>Currency</b>	USD	USD	USD	USD
<b>Subscription currency</b>	CHF and USD	CHF and USD	CHF and USD	CHF and USD
<b>Distribution policy</b>	accumulating	accumulating	accumulating	accumulating
<b>Mgmt Fee p.a.</b>	0.65%	0.50%	0.40%	to be agreed individually
<b>Inception</b>	-	-	-	29/09/2016
<b>NAV</b>	-	-	-	1832.83

Share classes CHF-hedged	Class I0H	Class I1H	Class I2H	Class DH
<b>Conditions</b>	Swiss pension funds <sup>1)</sup>	Swiss pension funds <sup>1)</sup> and > CHF 5m	Swiss pension funds <sup>1)</sup> and > CHF 10m	Swiss pension funds <sup>1)</sup> and discr. mandate agreement and ~ > CHF 25m <sup>2)</sup>
<b>ISIN</b>	CH0337054321	CH0337054347	CH0337054362	CH0337054420
<b>Valor</b>	33705432	33705434	33705436	33705442
<b>Bloomberg</b>	-	-	-	-
<b>Currency</b>	CHF	CHF	CHF	CHF
<b>Subscription currency</b>	CHF	CHF	CHF	CHF
<b>Distribution policy</b>	accumulating	accumulating	accumulating	accumulating
<b>Mgmt Fee p.a.</b>	0.70%	0.55%	0.45%	to be agreed individually
<b>Inception</b>	17/12/2019	-	-	-
<b>NAV</b>	1286.54	-	-	-

1) For Swiss pension funds which are US withholding tax exempted.

2) The investor must have concluded a discretionary mandate agreement or a similar written agreement with the fund administrator or with Credit Suisse Ltd., Zurich, or must invest via a financial intermediary, who has concluded a partnership agreement with the fund administrator or with Credit Suisse Ltd., Zurich. Additionally, the investor must have concluded an advisory agreement with Finreon Ltd.. The acquisition of the Class-D resp. Class-DH must be explicitly permitted in the contracts.

## SVVK-ASIR Compatibility / Exercise of Voting Rights by ISS

Finreon funds do not invest in companies involved in the development or manufacture of nuclear weapons, biological and chemical weapons, anti-personnel mines and cluster munitions. We are guided by the exclusion list of the Swiss Association for Responsible Investment (SVVK - ASIR). Voting rights are exercised systematically, following the recommendations of the voting rights advisor Institutional Shareholder Services (ISS).

## Contact

Finreon Ltd.  
Oberer Graben 3  
CH-9000 St.Gallen  
Tel.: +41 71 230 08 06  
E-Mail: [info@finreon.ch](mailto:info@finreon.ch)  
Legal disclaimer

This document serves only for advertisement purposes. This document herein was produced by Finreon AG (hereafter «Finreon») with the greatest of care and to the best of its knowledge and belief. Finreon provides no guarantee with regard to the content and completeness of the information and does not accept any liability for losses that might arise from making use of the information. The information and views expressed herein are those of Finreon at the time of writing and are subject to change at any time without notice. If nothing is indicated to the contrary, all figures are unaudited. This document is provided for information purposes only and is for the exclusive use of the recipient. It does not constitute an offer or a recommendation to buy or sell financial instruments or banking services and does not release the recipient from exercising his/her own judgment. The recipient is in particular recommended to check that the information provided is in line with his/her own circumstances with regard to any legal, regulatory, tax or other consequences, if necessary with the help of a professional advisor. This document may not be reproduced, neither in part nor in full, without the written permission of Finreon. It is expressly not addressed to persons whose nationality or place of residence prohibit the particularly access to such information under applicable legislation. Neither this information nor any copy thereof may be sent, taken into or distributed in the United States or to any U. S. person (within the meaning of Regulation S under the US Securities Act of 1933, as amended). Every investment involves risk, especially with regard to fluctuations in value and return. Investments in foreign currencies involve the additional risk that the foreign currency might lose value against the investor's reference currency. Historical performance indications and financial market scenarios are no guarantee for current or future performance. Performance indications do not consider commissions levied at subscription and/or redemption. Furthermore, no guarantee can be given that the performance of the benchmark will be reached or outperformed. The product described is an umbrella Fund under Swiss law of the type "other funds for traditional investments" For qualified investors within the meaning of the CISA (Article 10 CISA) and the Ordinance on Collective Investment Schemes (CIS) (Article 6 CISC). This document is expressly not intended for private individuals or persons for whom access to this type of information is forbidden. The target group of investors may also be restricted in the fund contract for specific subfunds or unit classes. Finreon acts as a FINMA approved distributor of the product described in this document. Finreon receives compensation for sales thus potential conflicts of interest cannot be ruled out. More detailed information regarding this topic and the fees charged to the fund's assets and the issuing and redemption commissions can be found in the relevant fund documents. Subscriptions for investments to the funds mentioned in this document are only possible on the basis of the relevant prospectus, the simplified prospectus and/or the Key Investor Information Document (KIID) and the annual and semi-annual reports. The fund documents and the annual and semi-annual report may be obtained free of charge from CS Funds Ltd. or from any branch of CS Funds Ltd. in Switzerland or from Finreon.